

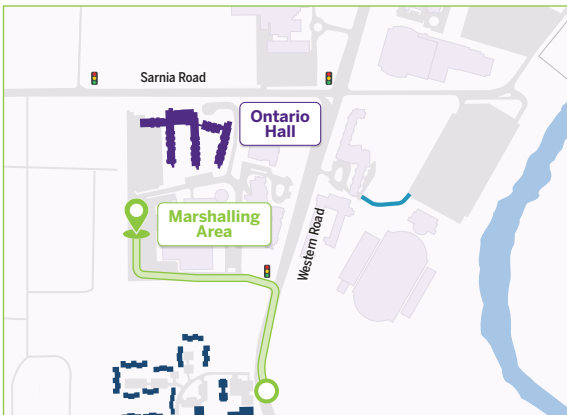
Ontario Hall

Move-In Maps 2025

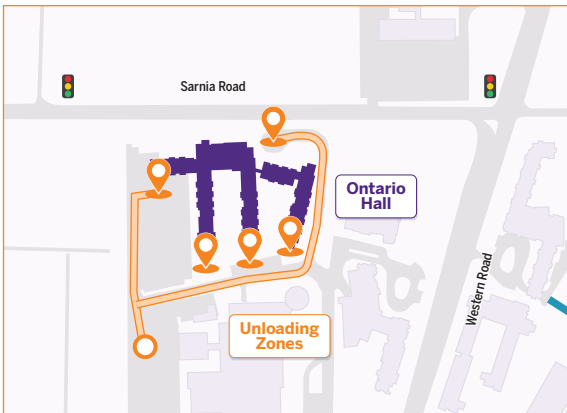
August 30: 9:00 a.m.–4:00 p.m. | August 31: 9:00 a.m.–4:00 p.m. | September 1: 9:00 a.m.–1:00 p.m.

Please note: You are required to book your move-in timeslot via the myHousing Portal.

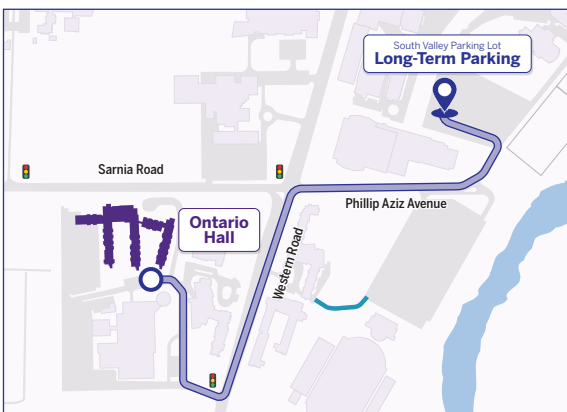
Program your GPS or navigation app to take you to the closest intersection to the starting point, 'Platt's Lane and Western Road, London, Ontario'. Once your GPS or navigation app estimates you are close to the intersection, follow the remainder of these instructions to unload your belongings and move them in.



- 1 Approach Ontario Hall by driving north on Western Road. (Note: Ontario Hall is not accessible from Sarnia Road).
- 2 Turn left at the traffic light into the Perth Hall/Althouse entrance to access the vehicle marshalling area. Volunteers will walk students over to Ontario Hall to check in while guests continue on in the queue.



- 3 Once there is an unloading space available at Ontario, you will be directed to an indicated parking space at the wing you have been assigned.
- 4 Students will meet back up with the vehicle to unload. Carts will be provided for moving belongings to your room.



- 5 After unloading, move your vehicle immediately to the the South Valley Parking Lot by exiting the Perth Hall/ Althouse entrance. Turn left on Western Road, then turn right at the traffic light on Philip Aziz Avenue. Continue straight and then turn left into the South Valley Parking Lot. Please do not leave your vehicle unattended in the unloading zone for any length of time.