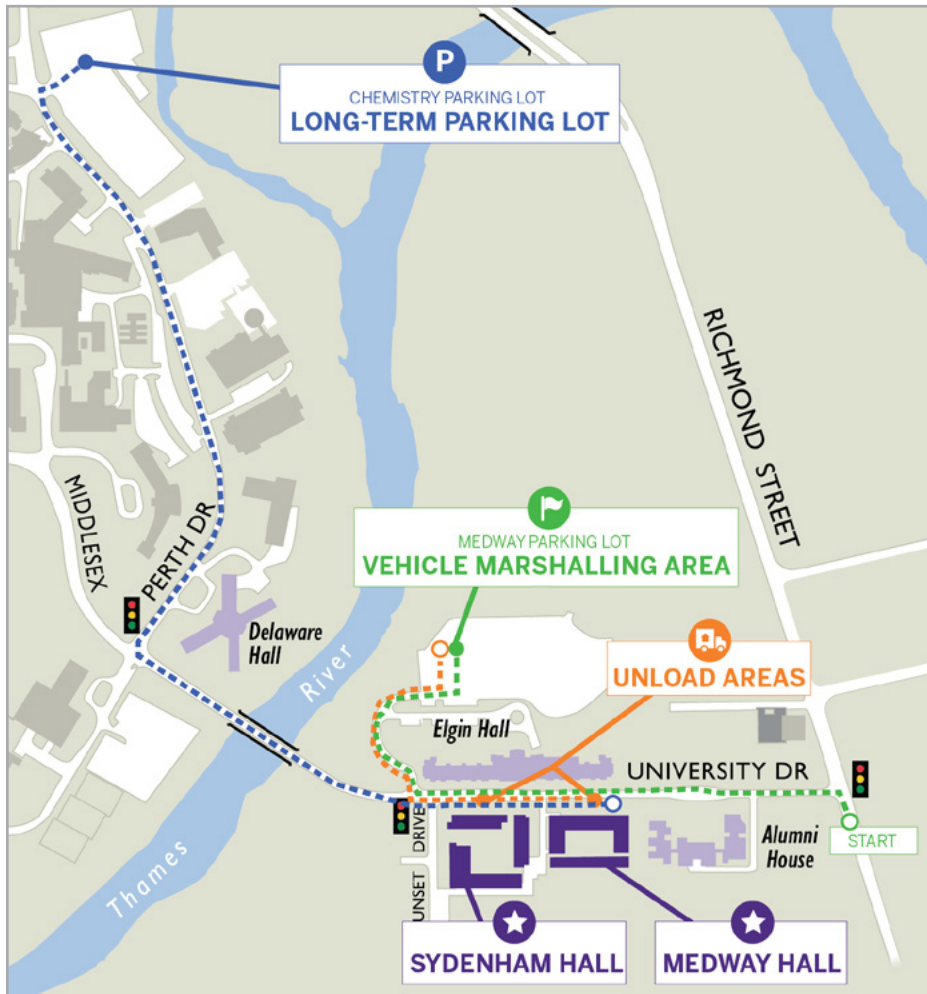


# MEDWAY-SYDENHAM HALL

## Move-In Day Routes 2023



### SCHEDULE:









September 2: 9:00 a.m.–9:00 p.m.

September 3: 9:00 a.m.–9:00 p.m.

September 4: 9:00 a.m.–1:00 p.m.

**Please note:** You are required to book your move-in timeslot via the [myHousing Portal](#).

### LEGEND:

-  Medway-Sydenham Hall
-  Marshalling Area
-  Unload Area
-  Long-Term Parking
-  Approach Residence
-  To Unload Area
-  To Long-Term Parking
-  Traffic Lights

### INSTRUCTIONS:

Program your GPS or navigation app to take you to the closest intersection to the starting point, '[Richmond Street and University Drive, London, Ontario](#)'. Once your GPS or navigation app estimates you are close to the intersection, follow the remainder of these instructions to unload your belongings and move them in.

- 1** Approach Medway-Sydenham Hall from the Richmond Street Gates. Continue down University Drive until you reach the traffic lights.
- 2** Turn right at the traffic lights into the Medway Parking Lot. This area will act as the vehicle marshalling area. Volunteers will walk students over to Medway-Sydenham Hall to check in while guests continue on in the queue.
- 3** You will be directed to the Medway Hall unloading zone or the Sydenham Hall unloading zone when space is available. To unload, park your vehicle in front of the building in one of the indicated spaces.
- 4** Students will meet back up with the vehicle to unload. Carts will be provided for moving your belongings to your room.
- 5** After unloading, drive west on University Drive and then turn right onto Perth Drive. Continue on Perth Drive and turn right into the Chemistry Lot for long-term parking. Please do not leave your vehicle unattended in the unloading zone for any length of time.