

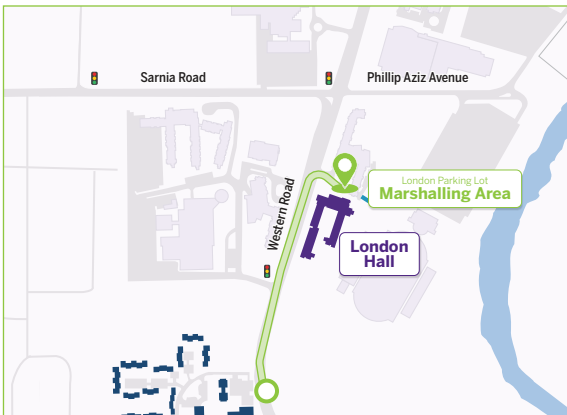
London Hall

Move-In Maps 2025

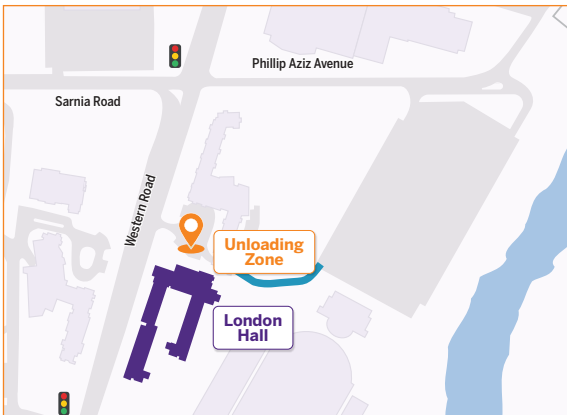
September 2: 12:00 p.m.–4:00 p.m.

Please note: You are required to book your move-in timeslot via the myHousing Portal.

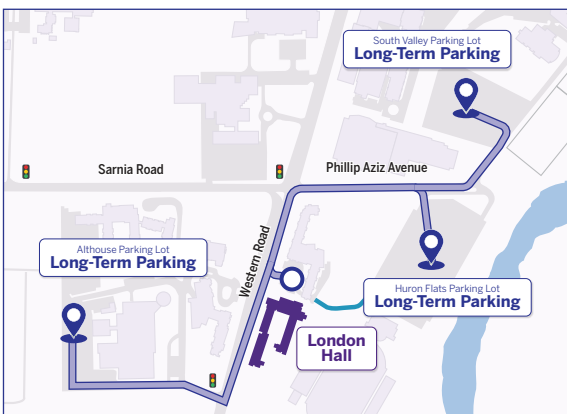
Program your GPS or navigation app to take you to the closest intersection to the starting point, 'Platt's Lane and Western Road, London, Ontario'. Once your GPS or navigation app estimates you are close to the intersection, follow the remainder of these instructions to unload your belongings and move them in.



- 1 Approach Essex/London Hall by driving north on Western Road (Note: Wharncliffe Road becomes Western Road just north of Oxford Street).
- 2 Turn right at into the London Hall parking lot. This area will act as the vehicle marshalling area and unloading zone. Volunteers will walk students over to the London Hall check-in station.



- 3 Guests can start unloading while their student checks in.
- 4 Students will meet back up with the vehicle to finish unloading. Carts will be provided for moving your belongings to your room.



- 5 After unloading, move your vehicle immediately to the South Valley, Huron Flats or Althouse parking lots. Use any available Honk Mobile parking spots. Please do not leave your vehicle unattended in the unloading zone for any length of time.