

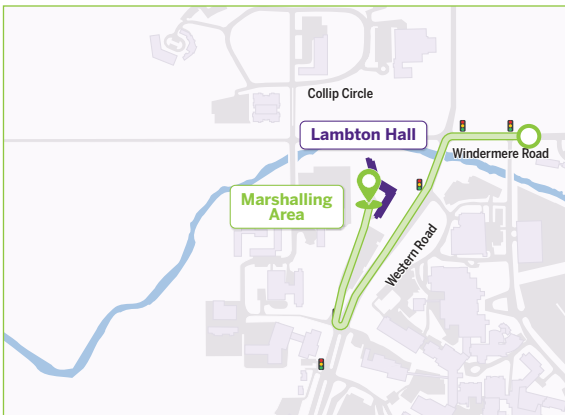
Lambton Hall

Move-In Maps 2025

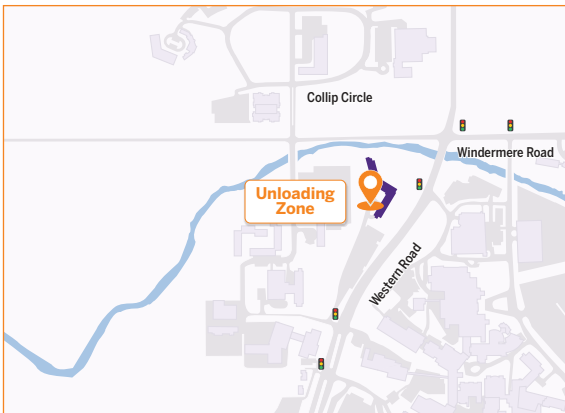
September 2: 9:00 a.m.–1:00 p.m.

Please note: You are required to book your move-in timeslot via the myHousing Portal.

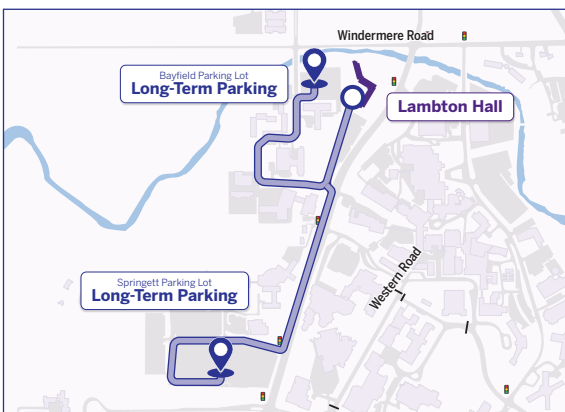
Program your GPS or navigation app to take you to the closest intersection to the starting point, 'Richmond Street and Windermere Road, London, Ontario'. Once your GPS or navigation app estimates you are close to the intersection, follow the remainder of these instructions to unload your belongings and move them in.



- 1 Approach Lambton Hall by driving west on Windermere Road. Turn left, down Western Road .
- 2 Take Western Road to the first stoplight at Wellington Drive then make a right turn, following an immediate right turn to the unloading zone.



- 3 Students will be met by orientation volunteers who will take them to check-in while the guests can start to unload.



- 5 After unloading, move your vehicle immediately to the Bayfield Hall or Springett Parking Lot. Use any available Honk Mobile spots. Please do not leave your vehicle unattended in the unloading zone for any length of time.
- 6 Once you have parked in long-term parking, walk back to Lambton