

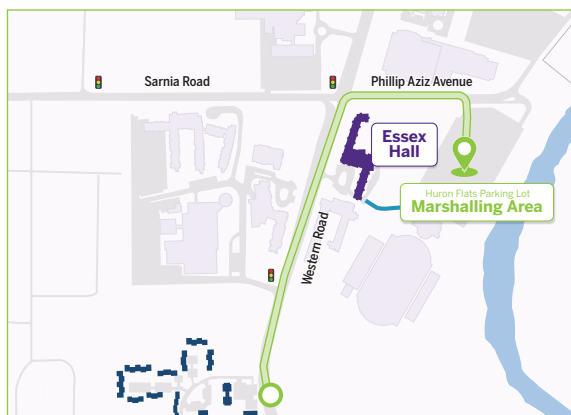
# Essex Hall

## Move-In Maps 2025

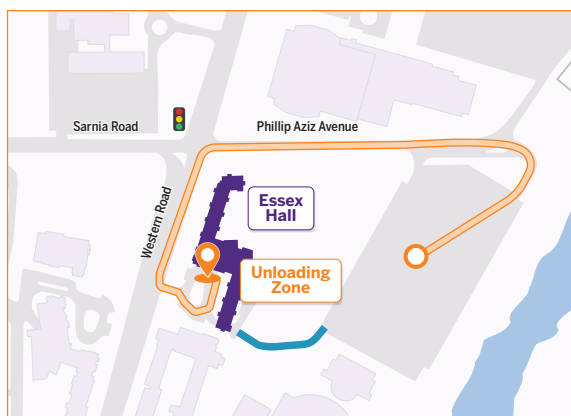
August 30: 9:00 a.m.–4:00 p.m. | August 31: 9:00 a.m.–1:00 p.m.

*Please note: You are required to book your move-in timeslot via the myHousing Portal.*

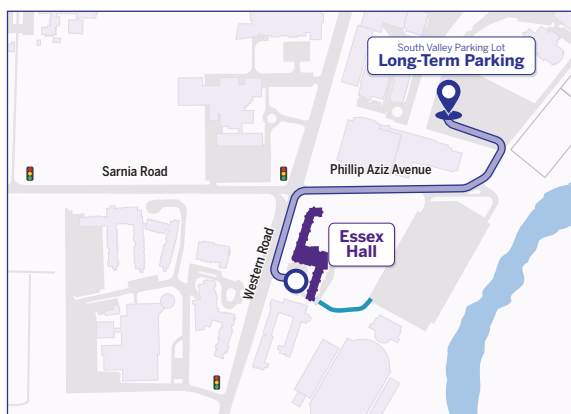
Program your GPS or navigation app to take you to the closest intersection to the starting point, 'Platt's Lane and Western Road, London, Ontario'. Once your GPS or navigation app estimates you are close to the intersection, follow the remainder of these instructions to unload your belongings and move them in.



- 1 Approach Essex/London Hall by driving north on Western Road (Note: Wharncliffe Road becomes Western Road just north of Oxford Street).
- 2 Turn right at the traffic light onto Phillip Aziz Avenue, making your first right into Huron Flats. This area will act as the vehicle marshalling area. Volunteers will walk students over to Essex Hall to check in while guests continue on in the queue.



- 3 Once there is an unloading space available at Essex, you will be instructed to drive up Philip Aziz Avenue. Turn left on Western Road.
- 4 Turn left to enter the Essex Hall traffic circle. To unload, park your vehicle along the right-hand side of the traffic circle. Do not park on the left-hand side.
- 5 Students will meet back up with the vehicle to unload. Carts will be provided for moving belongings to your room.



- 6 After unloading, move your vehicle immediately to the South Valley Parking Lot. Please do not leave your vehicle unattended in the unloading zone for any length of time.