

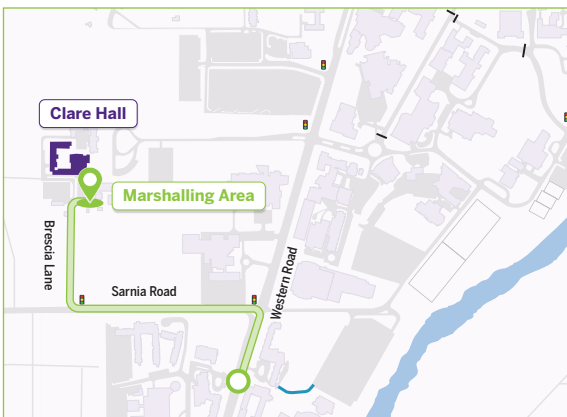
Clare Hall

Move-In Maps 2025

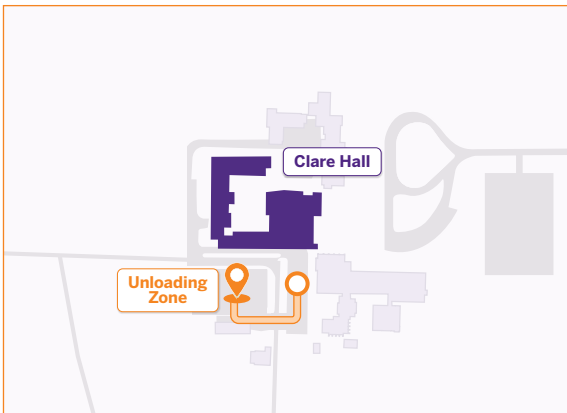
August 30: 12:00 a.m.–4:00 p.m.

Please note: You are required to book your move-in timeslot via the myHousing Portal.

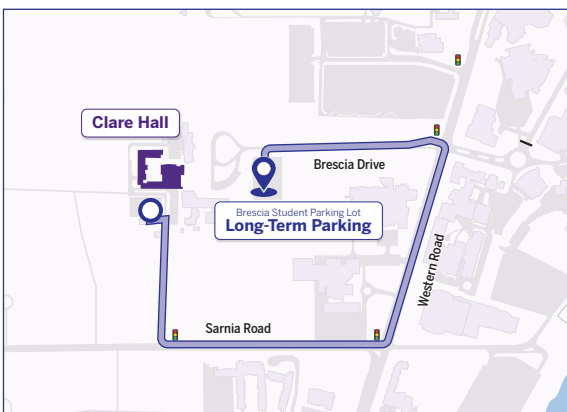
Program your GPS or navigation app to take you to the closest intersection to the starting point, 'Platt's Lane and Western Road, London, Ontario'. Once your GPS or navigation app estimates you are close to the intersection, follow the remainder of these instructions to unload your belongings and move them in.



- 1 Approach Clare Hall by driving West on Sarnia Road. Turn right at the first set of lights, onto Brescia Lane. This area will act as the vehicle marshalling area.
- 2 Cars will proceed up Brescia Lane until they reach the Car Tagger and Traffic Director.
- 3 Once released by the traffic director, follow the direction from the staff member to the orientation welcome zone.



- 4 Students will be met by orientation volunteers who will assist them with check-in while guests continue to the designated Unloading Zone.
- 5 Once in the unloading zone, guests can begin to unload their vehicles while their student completes the check in process.
- 6 Students will meet back up with the vehicle to finish unloading. Carts will be provided to assist with bringing items into the building.



- 7 After unloading, move your vehicle immediately to Brescia Student Lot off Brescia Drive for long-term parking. Please do not leave your vehicle unattended in the unloading zone for any length of time during the unloading process. There must always remain one person with the vehicle at all times.
- 8 Once you have parked in long-term parking, walk back to Clare Hall to move your belongings up to your room.