

PERTH HALL

Move-In Day Routes



SCHEDULE:










September 3: 9:00 a.m.–2:00 p.m.

September 4: 9:00 a.m.–9:00 p.m.

September 5: 9:00 a.m.–1:00 p.m.

Please note: You are required to book your move-in timeslot via the myHousing Portal.

LEGEND:

-  Perth Hall
-  Marshalling Area
-  Unload Area
-  Long-Term Parking
-  Approach Residence
-  To Unload Area
-  To Long-Term Parking
-  Walking Path
-  Traffic Lights

INSTRUCTIONS:

Program your GPS or navigation app to take you to the closest intersection to the starting point, '[Platt's Lane and Western Road, London, Ontario](#)'. Once your GPS or navigation app estimates you are close to the intersection, follow the remainder of these instructions to unload your belongings and move them in.

- 1** Approach Perth Hall by driving north on Western Road. (Note: Wharncliffe Road becomes Western Road just north of Oxford Street).
- 2** Turn left at the traffic light into the Perth Hall/Althouse entrance to access the vehicle marshalling area. Volunteers will walk students over to Perth Hall to check in while guests continue on in the queue.
- 3** You will be directed to the unloading area in the Perth Hall traffic circle when a space becomes available. To unload, park your vehicle along the right-hand side of the Perth traffic circle. Do not park on the left-hand side.
- 4** Students will meet back up with the vehicle to unload. Carts will be provided for moving belongings to your room.
- 5** After unloading, move your vehicle immediately to the South Valley Parking Lot by exiting the Perth Hall/Althouse entrance. Turn left on Western Road, then turn right at the traffic light on Philip Aziz Avenue. Continue straight and then turn right into the parking lot. Please do not leave your vehicle unattended in the unloading zone for any length of time.