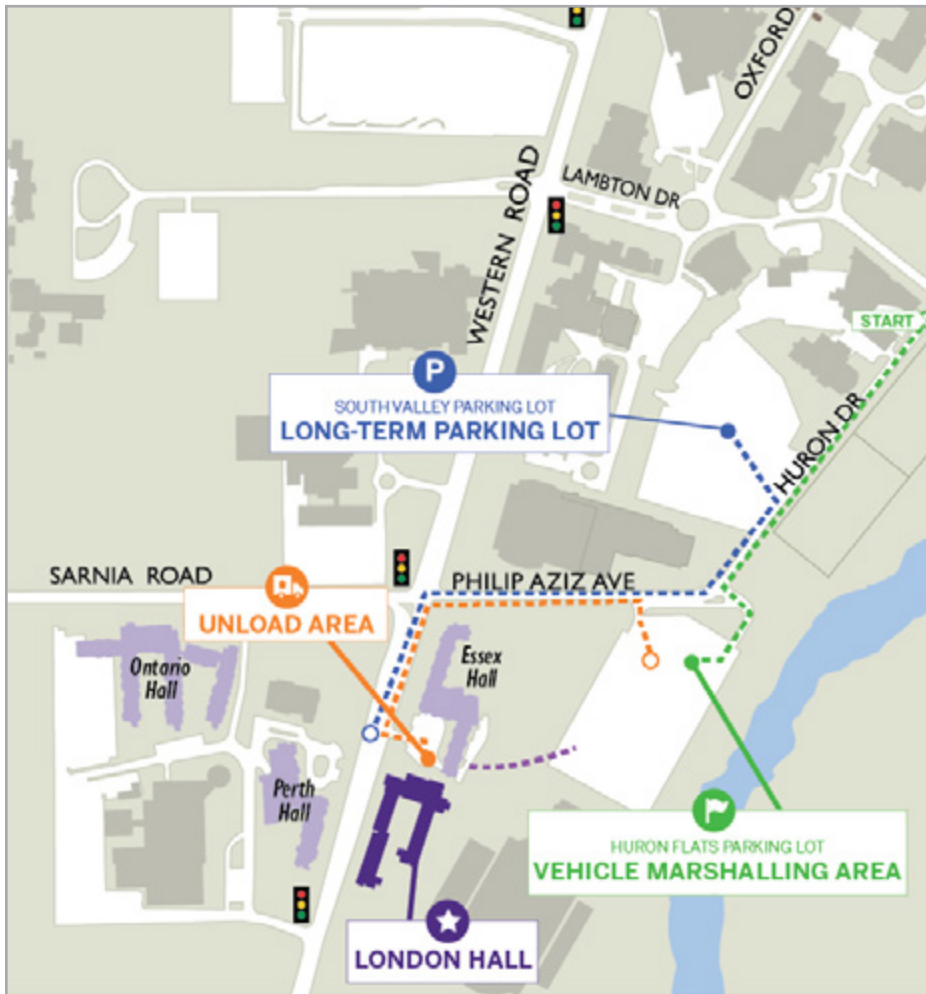


LONDON HALL

Move-In Day Routes



SCHEDULE:









September 3: 9:00 a.m.–9:00 p.m.

September 4: 9:00 a.m.–9:00 p.m.

September 5: 9:00 a.m.–1:00 p.m.

Please note: You are required to book your move-in timeslot via the myHousing Portal.

LEGEND:

-  London Hall
-  Marshalling Area
-  Unload Area
-  Long-Term Parking
-  Approach Residence
-  To Unload Area
-  To Long-Term Parking
-  Traffic Lights

INSTRUCTIONS:

Program your GPS or navigation app to take you to the closest intersection to the starting point, [Richmond Street and University Drive, London, Ontario](#). Once your GPS or navigation app estimates you are close to the intersection, follow the remainder of these instructions to unload your belongings and move them in.

- 1** Enter campus through the Richmond Street Gates, and follow University Drive. Turn left on Lambton Drive, and then turn left on Huron Drive.
- 2** Enter Huron Flats Parking Lot through the first entrance on the left. This area will act as the vehicle marshalling area. Volunteers will walk students over to London Hall to check in while guests continue on in the queue.
- 3** Once there is an unloading space available at London, you will be instructed to drive up Philip Aziz Avenue. Turn left on Western Road.
- 4** Turn left to enter the London Hall traffic circle. To unload, park your vehicle in front of the building in one of the indicated spaces.
- 5** Students will meet back up with the vehicle to unload. Carts will be provided for moving your belongings to your room.
- 6** After unloading, move your vehicle immediately to the South Valley Parking Lot. Please do not leave your vehicle unattended in the unloading zone for any length of time.