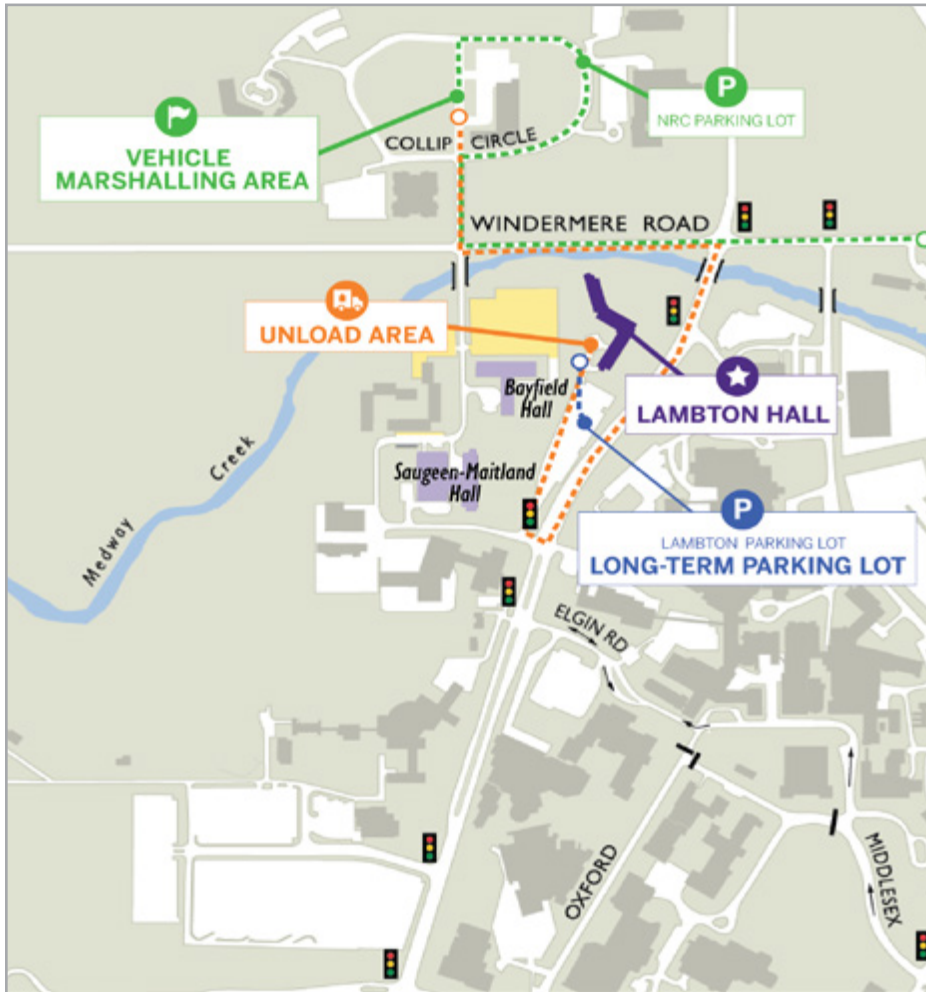


# LAMBTON HALL

## Move-In Day Routes











### SCHEDULE:

September 4: 9:00 a.m.–7:00 p.m.

September 5: 9:00 a.m.–1:00 p.m.

**Please note:** You are required to book your move-in timeslot via the myHousing Portal.

### LEGEND:

-  Lambton Hall
-  Marshalling Area
-  Unload Area
-  Long-Term Parking
-  Approach Residence
-  To Unload Area
-  To Long-Term Parking
-  Traffic Lights

### INSTRUCTIONS:

Program your GPS or navigation app to take you to the closest intersection to the starting point, '[Richmond Street and Windermere Road, London, Ontario](#)'. Once your GPS or navigation app estimates you are close to the intersection, follow the remainder of these instructions to unload your belongings and move them in.

- 1** Approach Lambton Hall by driving west on Windermere Road. Turn right, down Collip Circle towards Western Research Park. This area will act as the vehicle marshalling area.
- 2** Cars will then continue around Collip Circle and turn left down the center of Collip Circle and go into marshalling zones in the small parking lot off the right-hand side.
- 3** You will be directed to the unloading area in the Lambton Hall traffic circle when a space becomes available. Continue out of Research Park and turn left onto Windermere Road, then a right onto Western Road. Take Western Road to the first stoplight at Wellington Drive then make a right turn, following an immediate right turn to the unloading zone.
- 4** Students will be met by orientation volunteers who will assist them with check-in while guests continue to park in the unloading zones.
- 5** After unloading, move your vehicle immediately to the Lambton Parking Lot. Please do not leave your vehicle unattended in the unloading zone for any length of time.
- 6** Once you have parked in long-term parking, walk back to Lambton Hall to move your belongings up to your room.