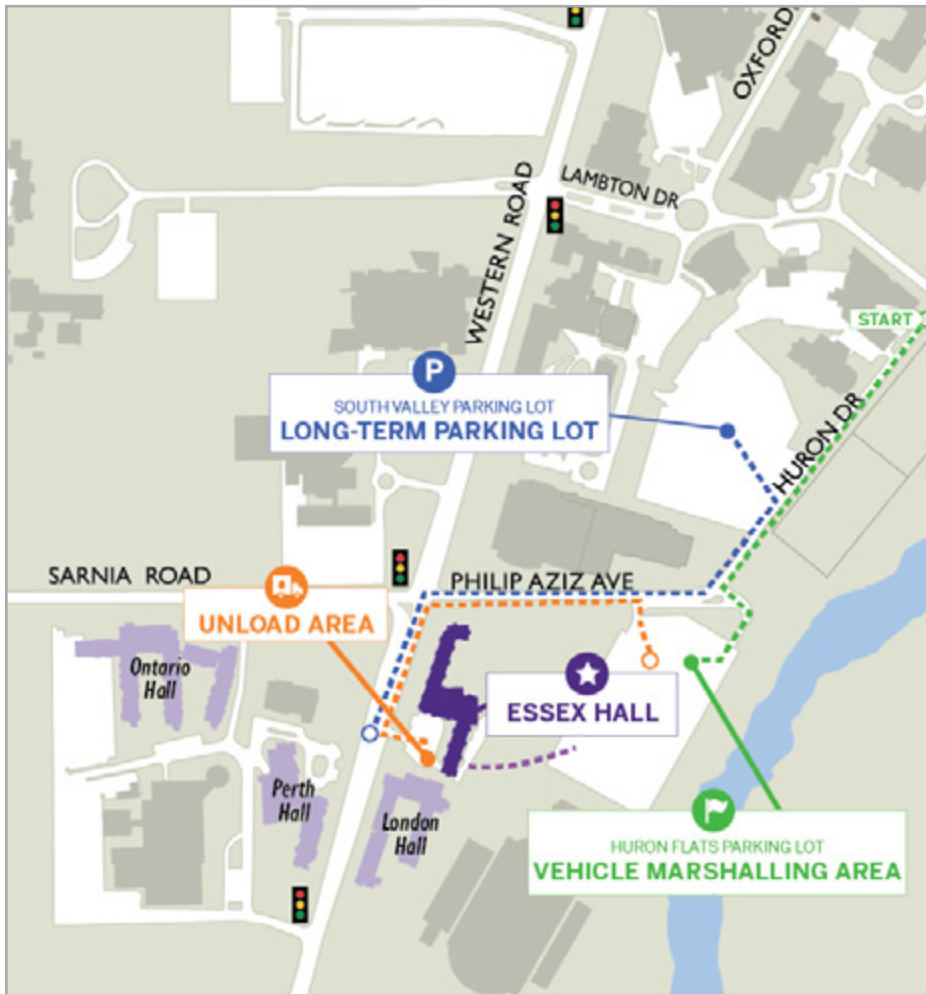


ESSEX HALL

Move-In Day Routes











SCHEDULE:

September 4: 9:00 a.m.–7:00 p.m.

September 5: 9:00 a.m.–1:00 p.m.

Please note: You are required to book your move-in timeslot via the myHousing Portal.

LEGEND:

-  Essex Hall
-  Marshalling Area
-  Unload Area
-  Long-Term Parking
-  Approach Residence
-  To Unload Area
-  To Long-Term Parking
-  Traffic Lights

INSTRUCTIONS:

Program your GPS or navigation app to take you to the closest intersection to the starting point, [Richmond Street and University Drive, London, Ontario](#). Once your GPS or navigation app estimates you are close to the intersection, follow the remainder of these instructions to unload your belongings and move them in.

- 1** Enter campus through the Richmond Street Gates, and follow University Drive. Turn left on Lambton Drive, and then turn left on Huron Drive.
- 2** Enter Huron Flats Parking Lot through the first entrance on the left. This area will act as the vehicle marshalling area. Volunteers will walk students over to Essex Hall to check in while guests continue on in the queue.
- 3** Once there is an unloading space available at Essex, you will be instructed to drive up Philip Aziz Avenue. Turn left on Western Road.
- 4** Turn left to enter the Essex Hall traffic circle. To unload, park your vehicle along the right-hand side of the traffic circle. Do not park on the left-hand side.
- 5** Students will meet back up with the vehicle to unload. Carts will be provided for moving belongings to your room.
- 6** After unloading, move your vehicle immediately to the South Valley Parking Lot. Please do not leave your vehicle unattended in the unloading zone for any length of time.