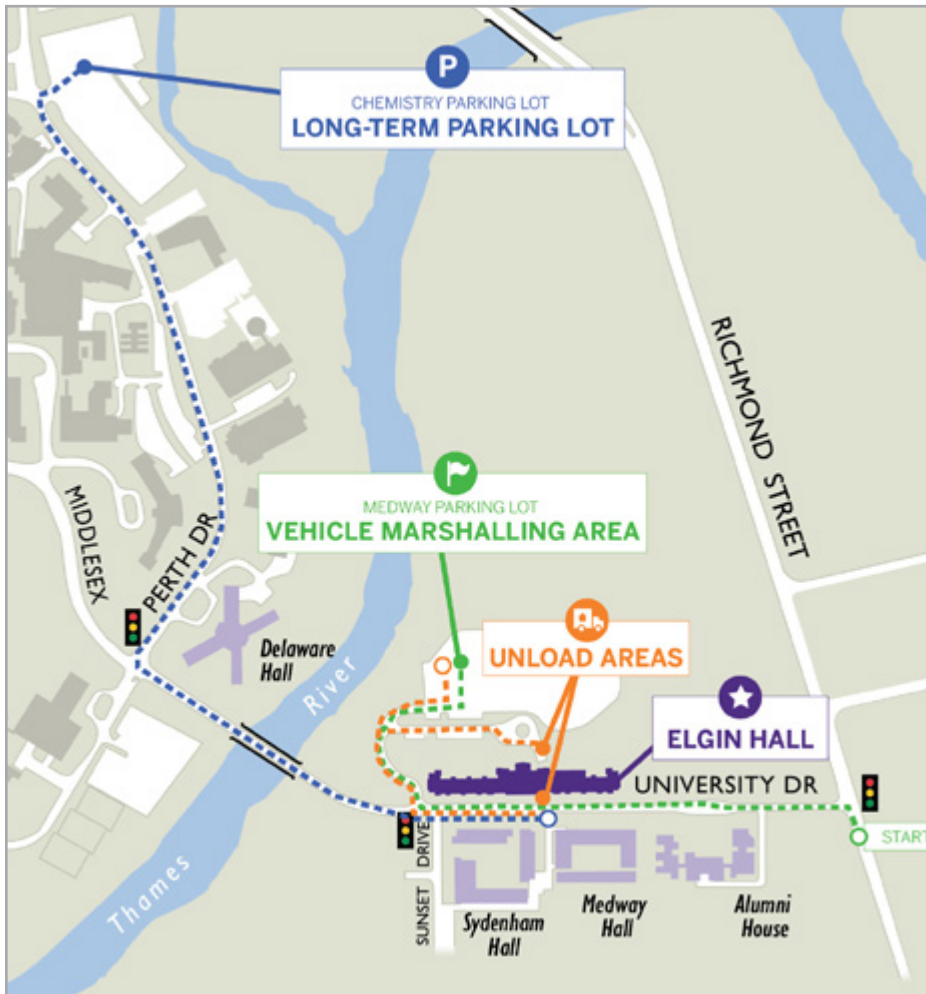


ELGIN HALL

Move-In Day Routes



SCHEDULE:




September 3: 12:00p.m.–5:00p.m.

September 4: 9:00 a.m.–9:00 p.m.

September 5: 9:00 a.m.–1:00 p.m.

Please note: You are required to book your move-in timeslot via the myHousing Portal.

LEGEND:

-  Elgin Hall
-  Marshalling Area
-  Unload Area
-  Long-Term Parking
-  Approach Residence
-  To Unload Area
-  To Long-Term Parking
-  Traffic Lights

INSTRUCTIONS:

Program your GPS or navigation app to take you to the closest intersection to the starting point, '[Richmond Street and University Drive, London, Ontario](#)'. Once your GPS or navigation app estimates you are close to the intersection, follow the remainder of these instructions to unload your belongings and move them in.

- 1** Approach Elgin Hall from the Richmond Street Gates. Continue down University Drive until you reach the traffic lights.
- 2** Turn right at the traffic lights into the Medway Parking Lot. This area will act as the vehicle marshalling area. Volunteers will walk students over to Elgin Hall to check in while guests continue on in the queue
- 3** Floors G, 3, 4, 5: Drive your vehicle into the Elgin Hall traffic circle behind the building when a vacant space becomes available. To unload, park your vehicle along the right-hand side of the traffic circle (please do not park on the left-hand side), or in one of the indicated parking spaces. Unload through the back.
- 4** Floors 1, 2: Drive your vehicle to the front of the building to unload, and unload through the wing doors.
- 5** Students will meet back up with the vehicle to unload. Carts will be provided to help you move your belongings.
- 6** After unloading, drive west on University Drive and then turn right onto Perth Drive. Continue on Perth Drive and turn right into the Chemistry lot for long-term parking. Please do not leave your vehicle unattended in the unloading zone for any length of time.