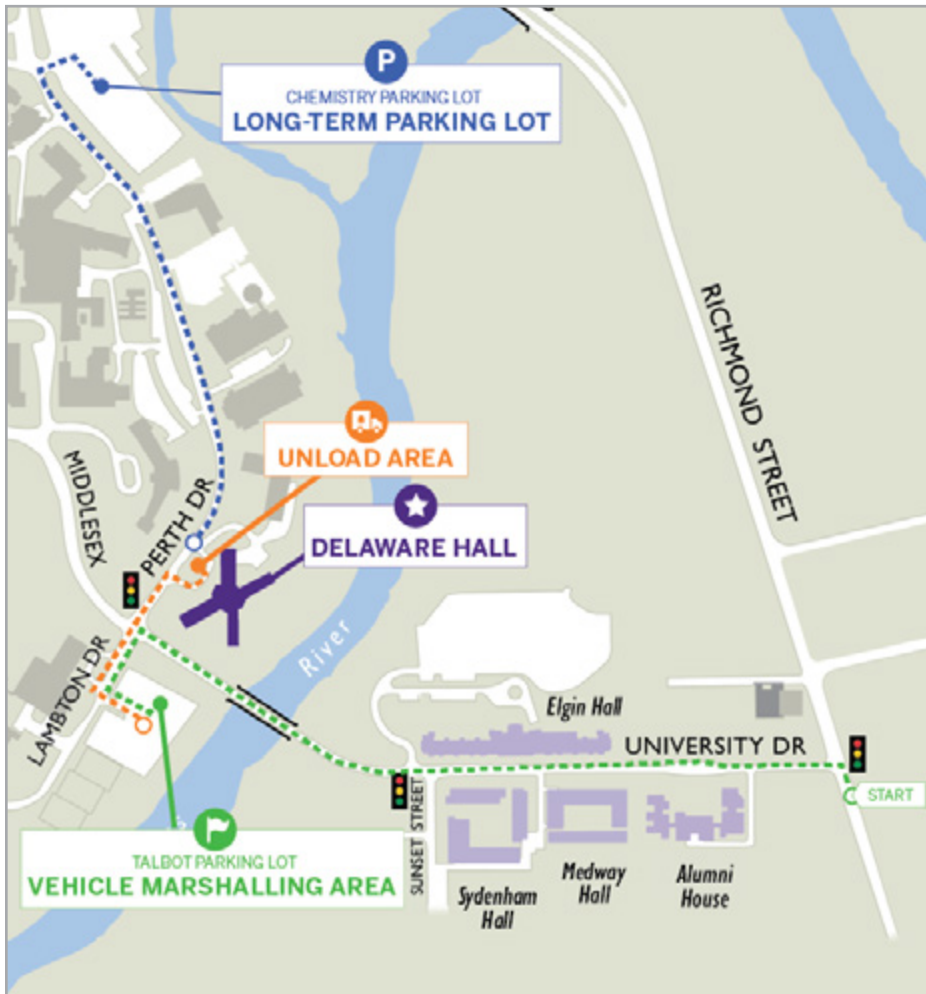


# DELAWARE HALL

## Move-In Day Routes











### SCHEDULE:

September 4: 9:00 a.m.–7:00 p.m.

September 5: 9:00 a.m.–1:00 p.m.

**Please note:** You are required to book your move-in timeslot via the myHousing Portal.

### LEGEND:

-  Delaware Hall
-  Marshalling Area
-  Unload Area
-  Long-Term Parking
-  Approach Residence
-  To Unload Area
-  To Long-Term Parking
-  Traffic Lights

### INSTRUCTIONS:

Program your GPS or navigation app to take you to the closest intersection to the starting point, ['Richmond Street and University Drive, London, Ontario'](#). Once your GPS or navigation app estimates you are close to the intersection, follow the remainder of these instructions to unload your belongings and move them in.

- 1** Enter campus through the Richmond Street Gates. Drive up University Drive, then turn left on Lambton Drive.
- 2** Turn left into the Talbot Parking Lot. This area will act as the vehicle marshalling area. Volunteers will walk students over to Delaware Hall to check in while guests continue on in the queue.
- 3** Your vehicle and driver will be directed to Delaware Hall's traffic circle when a vacant space is available, while you are getting your keys. To unload, park your vehicle along the right-hand side of the traffic circle. Do not park on the left-hand side.
- 4** Students will meet back up with the vehicle to unload. Carts will be provided for moving belongings to your room.
- 5** After unloading, move your vehicle immediately to the Chemistry Parking Lot. Please do not leave your vehicle unattended in the unloading zone for any length of time.